

From Cepino to the Madonna of the Cornabusa

Road access from Bergamo:

Villa d'Almè, Strozza, Cepino
Km. 20

Start of excursion:

Via Antonio Stoppani, Cepino (500 m.)

Travelling time:

2^h 20' (a/r)

Height difference:

208 m.

Difficulties:

AT 

Paved road

Recommended period:

All year round in the absence of snow

Water on route:

YES at the Shrine of Our Lady of Cornabusa

Rest stop:

NO

Information:

Municipality of Sant'Omobono Terme Tel: 035 851113
Shrine of Our Lady of Cornabusa Tel: 035 852483

Topographic map:

IGM F. ° 33 III N.O. Palazzago

Geographical Coordinates:

45,80354° N, 9,53439° E




After parking in Via Antonio Stoppani, Cepino, we set off along the road towards the Sanctuary of the Madonna della Cornabusa.



The road surface is asphalted, with some sections slightly damaged by roadworks.



At the hairpin bend, we intercept the path that rises from the grove on our right.



The road runs parallel to the path for a short distance, then turns to the left of the mountain.




Nature awakens in the morning sun, which cheers us up.



The play of the sun on the hairpin bends is pleasant and the climb continues without any particular difficulty.



We easily pass before a hairpin bend, a section where maintenance work is in progress.



As we approach our destination, rocks begin to appear on the hairpin bends.



Horizontal signs inform us that we are now in the vicinity of the sanctuary.



We easily pass the gate and continue keeping to the right.



On our left we see the steps of the Sanctuary and continue towards the Grotto.

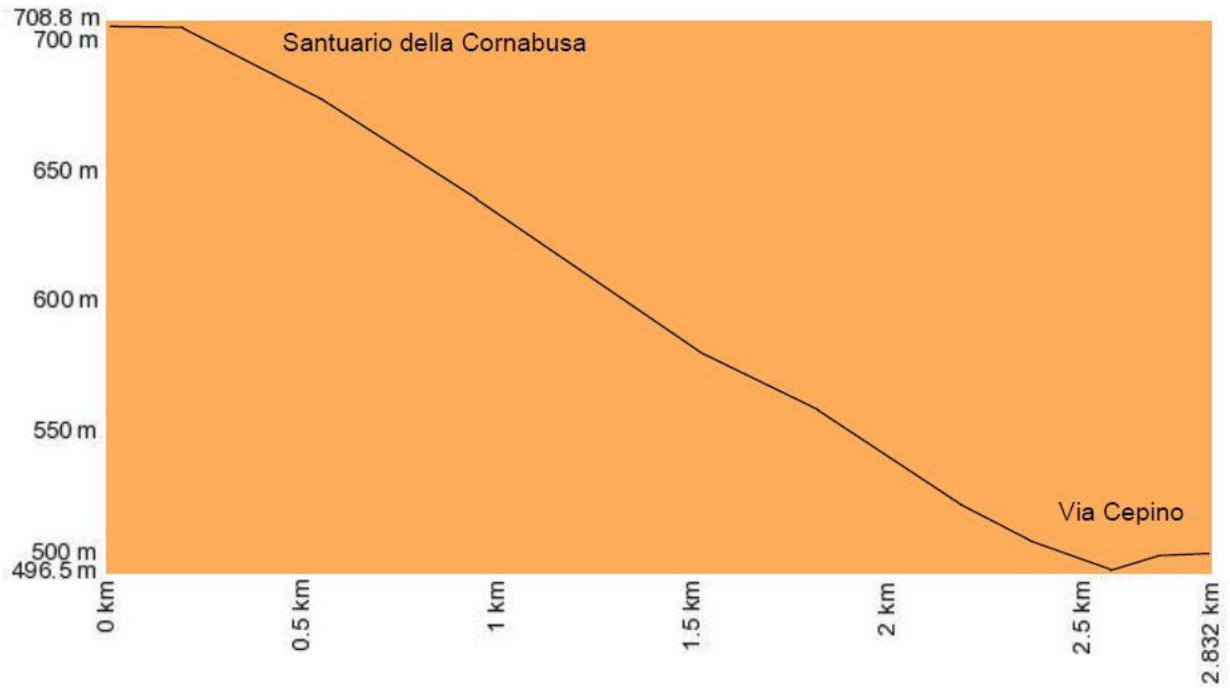


The bottom of the path is now paved, we enter through a small gate, towards our destination.



We have arrived at the Grotta della Cornabusa and pause in silence, admiring the place.

Altimetria



Mappa del percorso

